



### District Report Card: 2017


<b>State:</b> Rajasthan	<b>District:</b> Bhilwara
<b>Class:</b> 5	<b>Subject:</b> Mathematics
<b>Schools:</b> 61	<b>Students:</b> 944


### Participation/Coverage


#### Students

<div>GENDER</div> <div></div>	Boys		Girls	
	Number	%	Number	%
	465	49.26	479	50.74

<div>AREA</div> <div></div>	Rural		Urban	
	Number	%	Number	%
	884	93.64	60	6.36

<div>CATEGORY</div> <div></div>	SC		ST		OBC		GEN	
	Number	%	Number	%	Number	%	Number	%
	210	22.25	90	9.53	602	63.77	42	4.45

<div>CWSN</div> <div></div>	LD	VI	HI	S&LD	ID	Oth
	1	0	0	1	4	1

<div>Management</div> <div></div>	Government		Government-aided	
	Number	%	Number	%
	944	100.00	0	0.00

### Average Performance of Students in Mathematics (%)

Overall	Gender		Area		Management		Social Group			
	Male	Female	Rural	Urban	Govt.	Aided	SC	ST	OBC	GEN
60.89	60.73	61.04	61.06	58.44	60.89	0.00	61.43	54.59	61.57	61.90

## Performance on Learning Outcomes (LOs)

Learning Outcomes	Description	Average Performance(%)
M401	Applies operations of numbers in daily life situations	50.42
M412	Explores the area and perimeter of simple geometrical shapes (triangle, rectangle, square) in terms of given shape as a unit	59.70
M418	Calculates time intervals/duration of familiar daily life events by using forward or backward counting/addition and subtraction	77.91
M421	Represent the collected information in tables and bar graphs and draws inferences from these	49.58
M501	Reads and writes numbers bigger than 1000 being used in her/his surroundings	67.16
M504	Estimates sum, difference, product and quotient of numbers and verifies the same using different strategies like using standard algorithms or breaking a number and then using operation	63.54
M505	Finds the number corresponding to part of a collection	59.83
M506	Identifies and forms equivalent fractions of a given fraction	47.78
M508	Converts fractions into decimals and vice versa	56.90
M509	Classifies angles into right angle, acute angle, obtuse angle and represents the same by drawing and tracing	66.85
M512	Relates different commonly used larger and smaller units of length, weight and volume and converts larger units to smaller units and vice versa	68.96
M513	Estimates the volume of a solid body in known units.	46.55
M514	Applies the four fundamental arithmetic operations in solving problems involving money, length, mass, capacity and time intervals	58.67
M515	Identifies the pattern in triangular numbers and square number	59.53
M516	Collects data related to various daily life situations, represents it in tabular form and as bar graphs and interprets it	74.38

Range of Performance of Students who Answered Correctly							
Below 30%		30% - 50%		50% - 75%		Above 75%	
Number	%	Number	%	Number	%	Number	%
130	13.77	170	18.01	343	36.33	301	31.89

## Lowest Performing Learning Outcomes (LOs)

- 1 - Estimates the volume of a solid body in known units. (46.55)
- 2 - Identifies and forms equivalent fractions of a given fraction (47.78)
- 3 - Represent the collected information in tables and bar graphs and draws inferences from these (49.58)
- 4 - Applies operations of numbers in daily life situations (50.42)
- 5 - Converts fractions into decimals and vice versa (56.90)